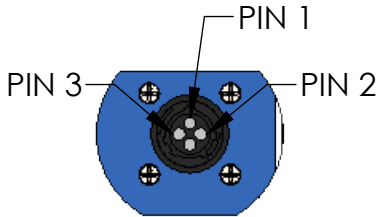



NOTES:

- 1. DIMENSIONS IN INCHES, [xx]mm.
- 2. REF PRODUCT #20310-1.
- 3. 60° MAX. OPERATING/ENVIRONMENTAL TEMPERATURE.
- 4. RACK MOUNT BRACKETS, DESKTOP PADS, AND MATING CONNECTORS SHIPPED AS STANDARD ACCESORIES.
- 5. SEE SHEET 2 FOR RACKMOUNT CONFIGURATION.

REVISIONS			
REV	DESCRIPTION	DATE	APPROVED
-	INITIAL RELEASE	6-6-22	NB

-POWER ENTRY MODULE-
INPUT: 110~220VAC, 6A, 50~60Hz
OUTPUT: 24VDC, 475W
FUSES: 5x20mm, 250V 3A

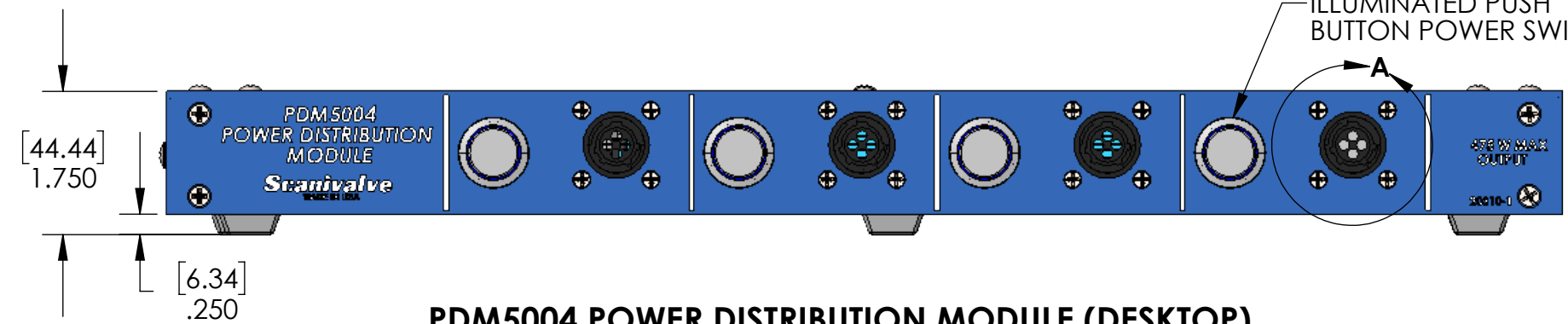


DETAIL A
BOX MOUNT RECEPTACLE
AMPHENOL #206430-1
PIN - 1 +24VDC
PIN - 2 24RTN
PIN - 3 GND

MATING CONNECTOR
CABLE PLUG AMPHENOL #206429-1
CABLE GRIP AMPHENOL #207490-1
CABLE BOOT AMPHENOL #207489-1
CABLE PINS AMPHENOL #66103-4



ILLUMINATED PUSH
BUTTON POWER SWITCH



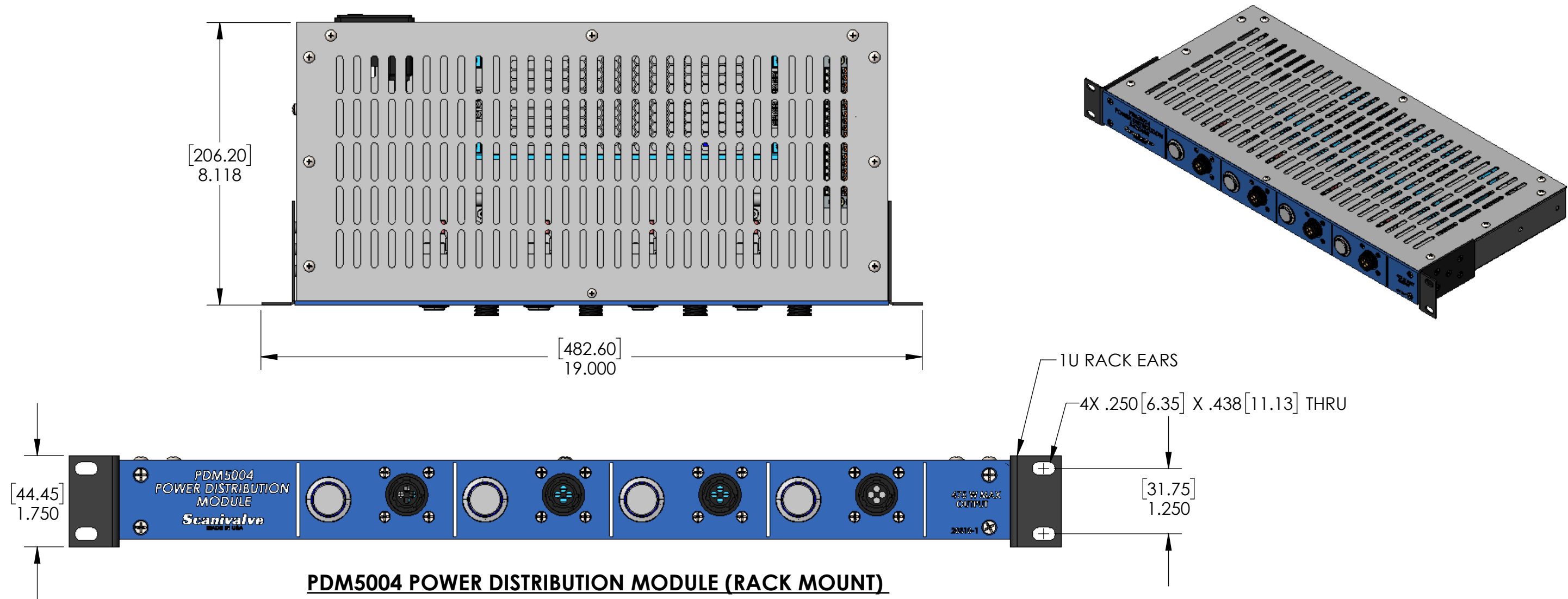
PDM5004 POWER DISTRIBUTION MODULE (DESKTOP)

UNLESS OTHERWISE SPECIFIED:		DATE		NAME		<div>Scanivalve</div> <div>LIBERTY LAKE, WA</div>							
DIMENSIONS ARE IN INCHES TOLERANCES: TWO PLACE DECIMAL ± .015 THREE PLACE DECIMAL ± .005		DRAWN	6-6-22	NRB									
SHEETMETAL PARTS ± .025 BEND RADIUS .06 MAX ANGULARITY ± 1.5°		CHECKED	6-6-22	AA		TITLE: PDM5004 OUTLINE DRAWING							
		ENGINEER	6-8-22	NRB									
VALUED CUSTOMER:						SIZE B				DWG. NO. 80189		REV -	
CUSTOMER APPROVAL:													
DO NOT SCALE DRAWING		CAD: SOLIDWORKS 2019				SCALE: N/A		ERO#:		SHEET 1 OF 2			

NOTES:

- 1. DIMENSIONS IN INCHES, [xx]mm.
- 2. REF PRODUCT #20310-1.
- 3. 60°C MAX. OPERATING/ENVIRONMENTAL TEMPERATURE.
- 4. RACK MOUNT BRACKETS, DESKTOP PADS, AND MATING CONNECTORS SHIPPED AS STANDARD ACCESSORIES.
- 5. SEE SHEET 1 FOR DESKTOP CONFIGURATION AND PINOUT.

REVISIONS			
REV	DESCRIPTION	DATE	APPROVED
-	SEE SHEET 1	-	-



PDM5004 POWER DISTRIBUTION MODULE (RACK MOUNT)

UNLESS OTHERWISE SPECIFIED:		DATE		NAME		Scanivalve					
DIMENSIONS ARE IN INCHES TOLERANCES: TWO PLACE DECIMAL ± .015 THREE PLACE DECIMAL ± .005 SHEETMETAL PARTS ± .010 BEND RADIUS .06 MAX ANGULARITY ± 1.5°		DRAWN	6-6-22	NRB		LIBERTY LAKE, WA					
		CHECKED	6-6-22	AA							
		ENGINEER	6-8-22	NRB		TITLE: PDM5004 OUTLINE DRAWING					
VALUED CUSTOMER:											
CUSTOMER APPROVAL:				DATE:		SIZE		DWG. NO.		REV	
						B		80189		-	
DO NOT SCALE DRAWING		CAD: SOLIDWORKS 2017				SCALE: N/A		ERO#:		SHEET 2 OF 2	