
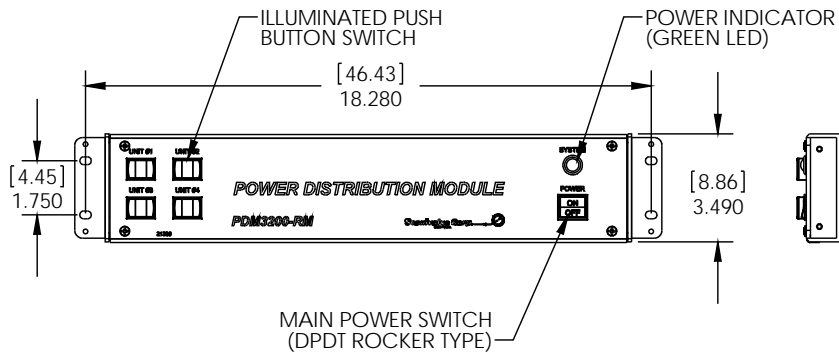
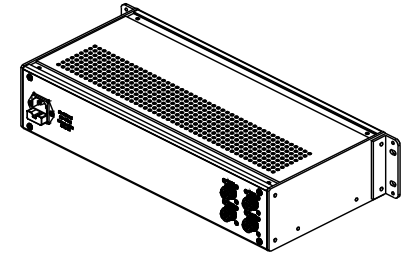
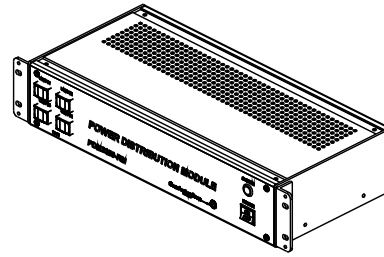
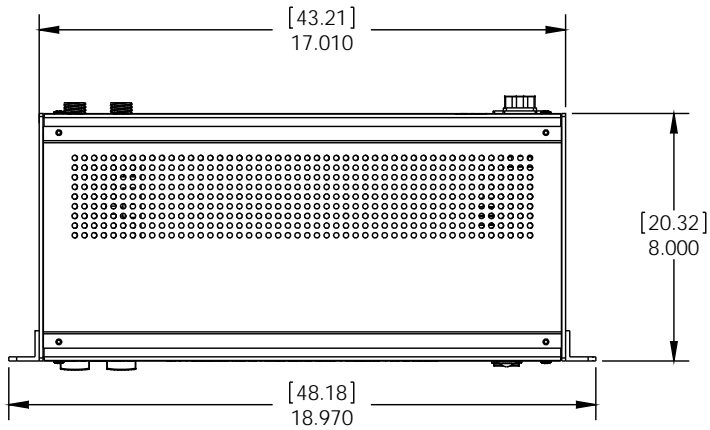



**NOTES:**

1. DIMENSIONS IN INCHES, [.XX]cm
2. REFER TO PRODUCT #21330



BOX MOUNT RECEPTACLE  
 AMP# 206430-1 (CO-470)  
 PIN-1 +24VDC  
 PIN-2 24RTN  
 PIN-4 GND  
 MATING CONNECTOR  
 AMP#206429-1 (CO-471)  
 CABLE GRIP# 207490-1 (CO-743)  
 CABLE BOOT# 207489-1 (CO-742)

POWER ENTRY MODULE:  
 INPUT: 90-246VAC, 47-63Hz  
 OUTPUT: 24VDC +/-10%, 500W  
 FUSES: 5x20mm, 10A



**-1 PDM3200-RM POWER DISTRIBUTION MODULE (RACKMOUNT)**

UNLESS OTHERWISE SPECIFIED:		DATE	NAME	
DIMENSIONS ARE IN INCHES	DRAWN	4-8-08	BCB	
TOLERANCES:	CHECKED	4-8-08	AP/CJH	
TWO PLACE DECIMAL ± .015	ENGINEER	4-8-08	BCB	
THREE PLACE DECIMAL ± .005				TITLE:
SHEETMETAL PARTS ± .010				PDM3200-RM
VALUED CUSTOMER:				OUTLINE DRAWING
CUSTOMER APPROVAL:	DATE:	SIZE	DWG. NO.	REV
		B	81198	-
DO NOT SCALE DRAWING	CAD: SOLIDWORKS 2008	SCALE: 1:4	ERO#: A-690	SHEET 1 OF 1