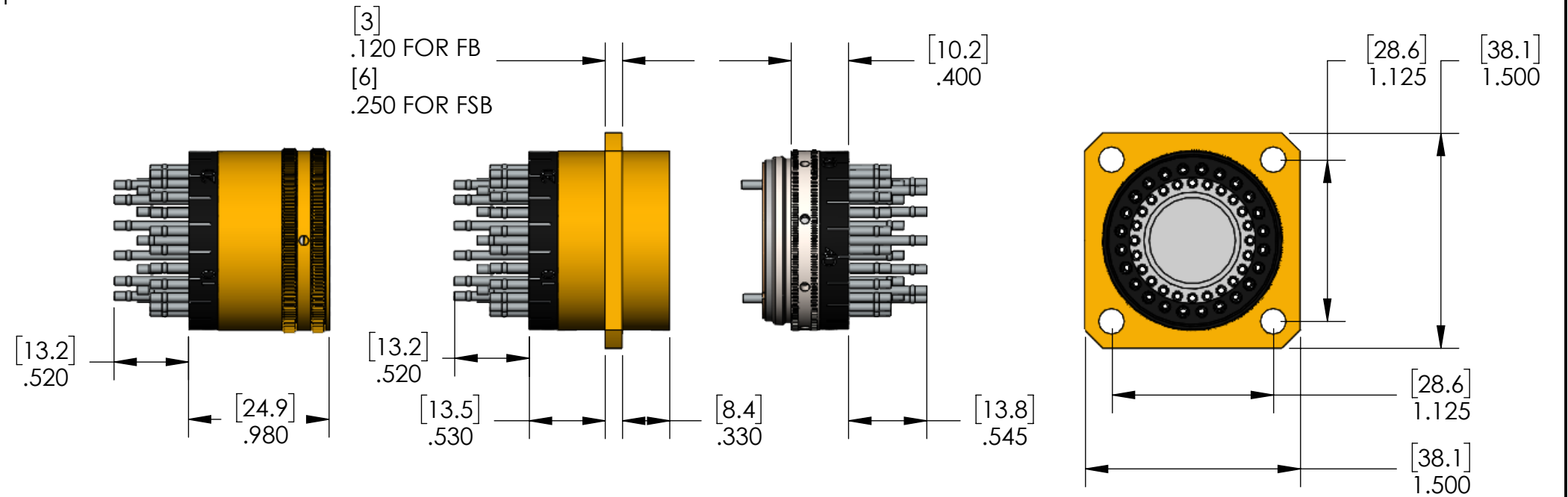
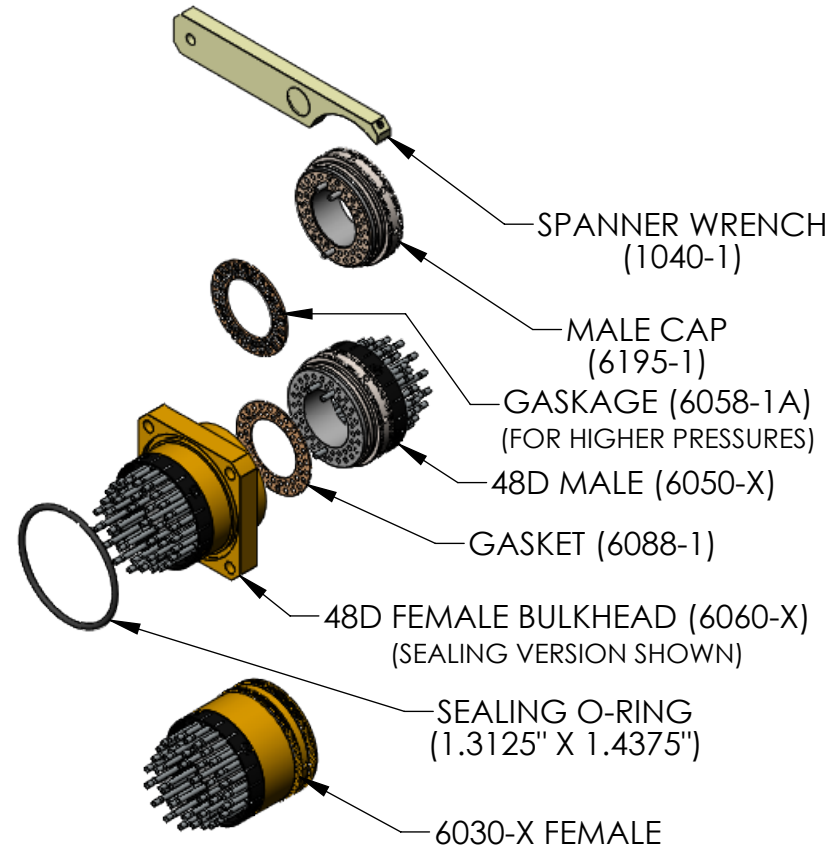


**NOTES:**

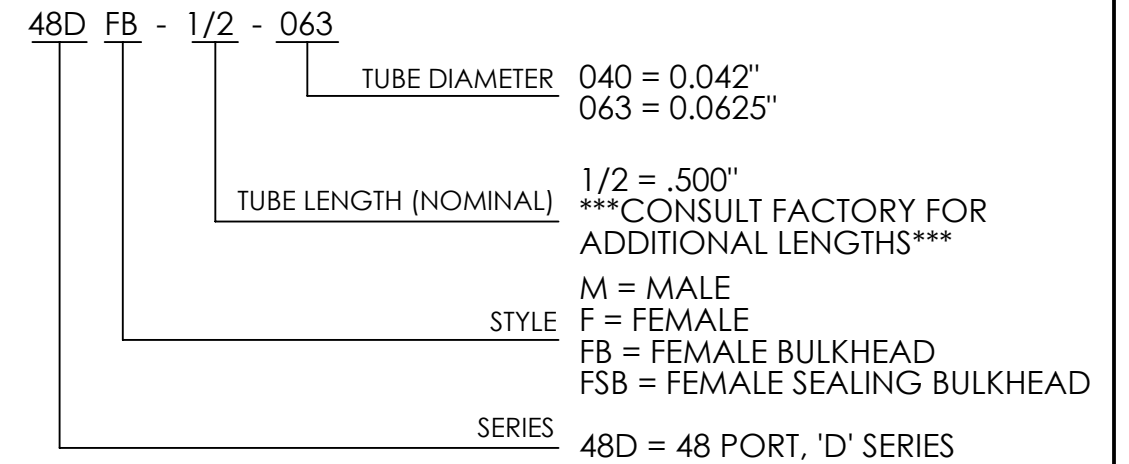
1. ALL DIMENSIONS IN INCHES [MM].
2. ALL INFORMATION FOR REFERENCE ONLY. SUBJECT TO CHANGE.

| REVISIONS |                 |        |          |
|-----------|-----------------|--------|----------|
| REV       | DESCRIPTION     | DATE   | APPROVED |
| -         | INITIAL RELEASE | 8-2-19 | RP       |

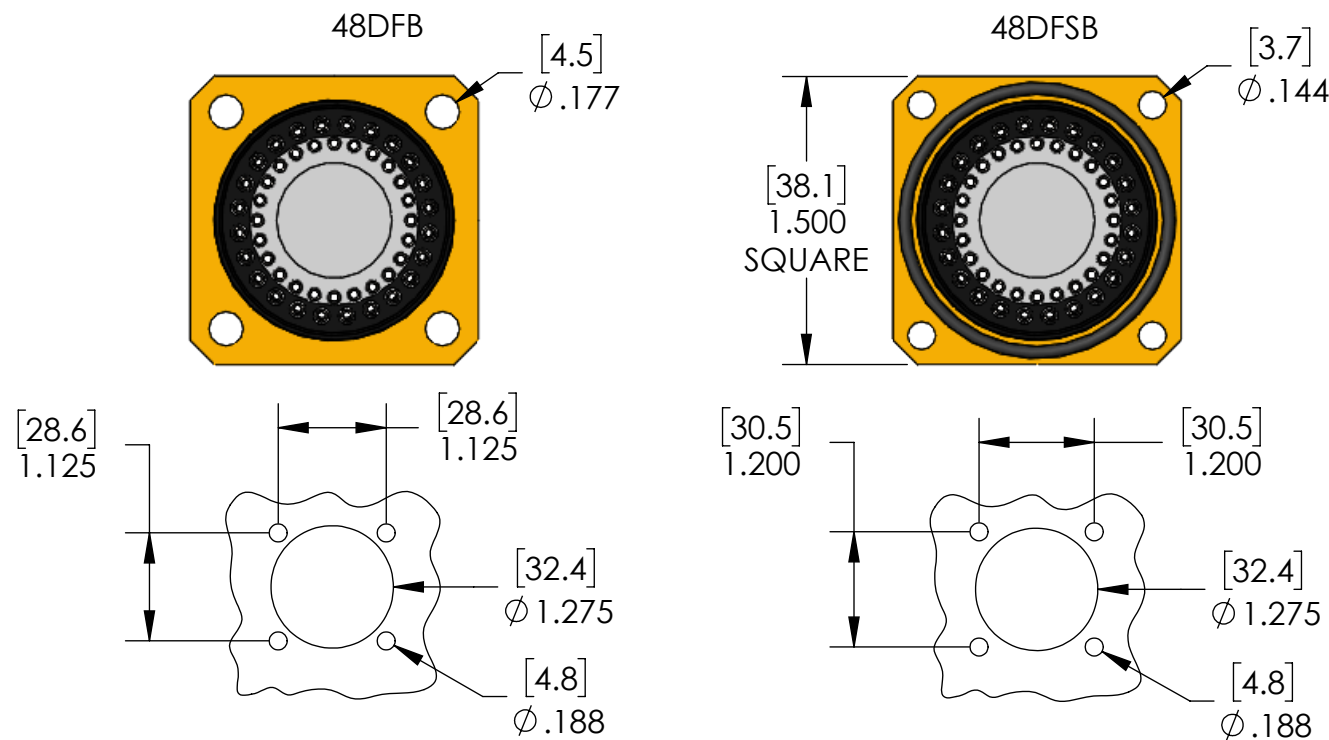
**48D SERIES OUTLINE DRAWING**



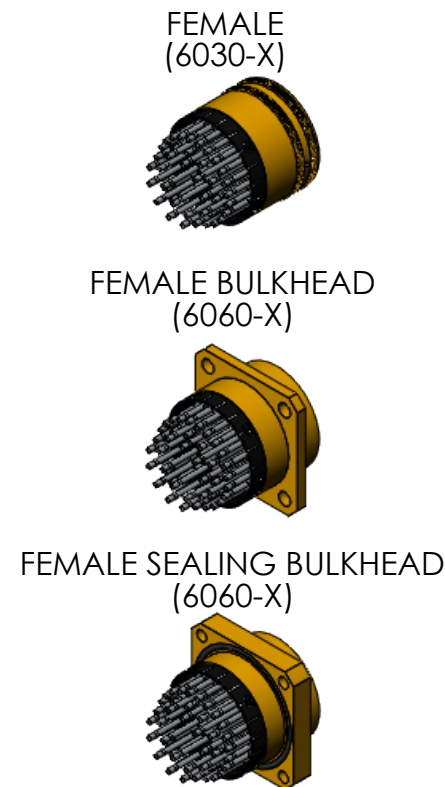
**NAMING CONVENTION EXAMPLE:**



**RECOMMENDED MOUNTING HOLES**



**FEMALE CONFIGURATIONS**



UNLESS OTHERWISE SPECIFIED:  
DIMENSIONS ARE IN INCHES  
TOLERANCES:  
TWO PLACE DECIMAL ± .015  
THREE PLACE DECIMAL ± .005  
SHEETMETAL PARTS ± .025  
BEND RADIUS .06 MAX  
ANGULARITY ± 1.5°

|                      |  | DATE                 | NAME | <p><b>Scanivalve</b><br/>LIBERTY LAKE, WA</p> <p>TITLE:<br/>48D SERIES<br/>OUTLINE DRAWING</p> |
|----------------------|--|----------------------|------|--|
| DRAWN                |  | 8-1-19               | RP   |  |
| CHECKED              |  | 8-1-19               |      |  |
| ENGINEER             |  | 8-1-19               | RP   |  |
| VALUED CUSTOMER:     |  |                      |      | SIZE DWG. NO. REV  |
| CUSTOMER APPROVAL:   |  |                      |      | B 80263 -  |
| DATE:                |  |                      |      | SCALE: N/A ERO#: SHEET 1 OF 1  |
| DO NOT SCALE DRAWING |  | CAD: SOLIDWORKS 2019 |      |  |