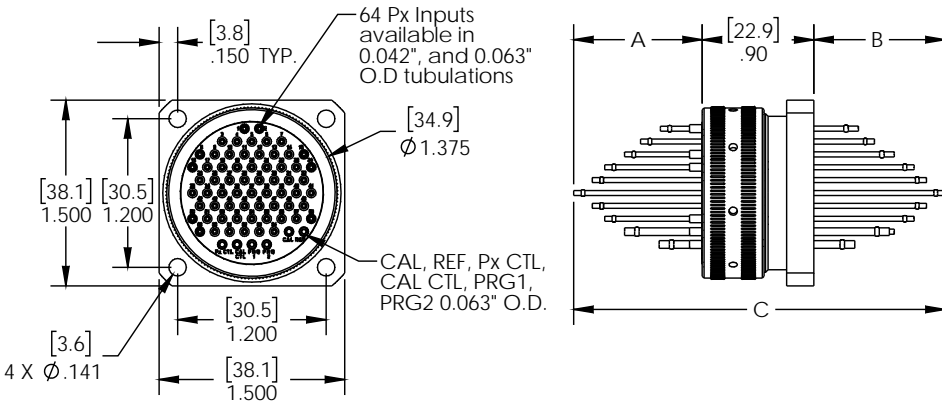


NOTES:

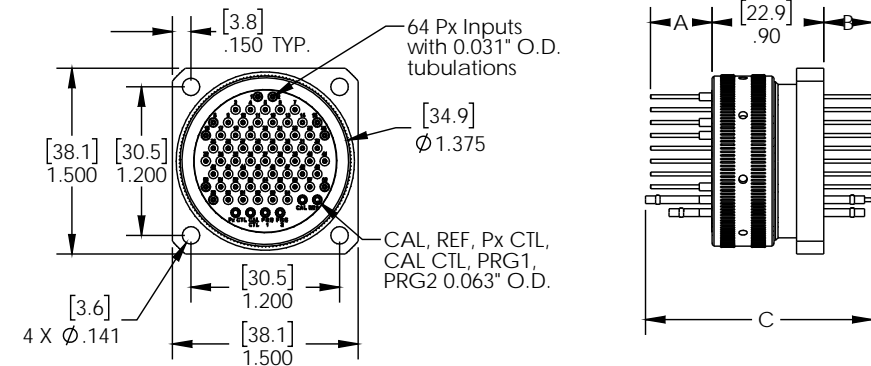
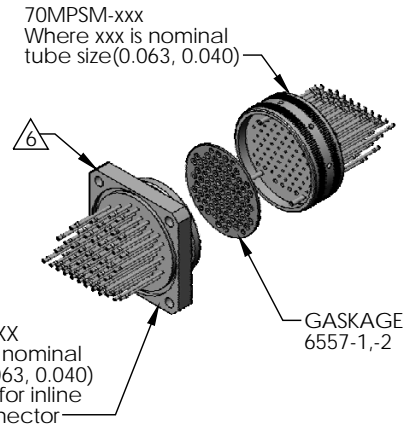
1. ALL DIMENSIONS IN [MM] INCHES.
 2. REF 6557-1 FOR GASKAGE, 6535-1 FOR SPANNER WRENCH 6625 FOR 70MPSFSB, 6635 FOR 70MPSFI AND 6630 FOR 70MPSM CONNECTORS.
 3. 0.031 TUBES DO NOT HAVE A BULGE.
 4. 70MPS FEMALE AVAILABLE IN INLINE AND BULKHEAD VARIANTS (SHOWN).
 5. CAL, REF, PRG1, PRG2, AND CTL INPUTS ARE ALWAYS 0.063" TUBES.
- △ MPSTCU VARIANT OF 70MPSFB USES .040 TUBES OF THE SAME LENGTH (NON-PYRAMID).

REVISIONS			
REV	DESCRIPTION	DATE	APPROVED
-	INITIAL RELEASE	8-7-18	AA



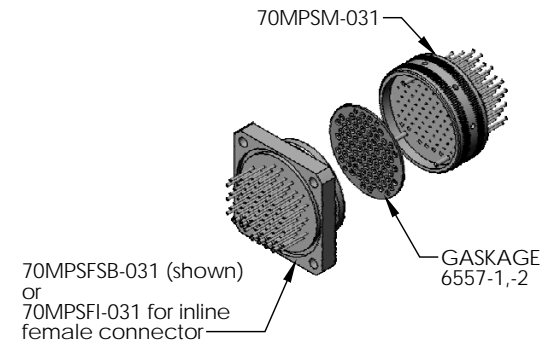
70MPS .063 AND .040

	A	B	C
70MPS (0.063)	[35.1] 1.380	[34.3] 1.350	[91.9] 3.62
70MPS (0.042)	[26.7] 1.050	[26.9] 1.060	[76.2] 3.00



70MPS .031

	A	B	C
70MPS (0.031)	[13.0] 0.510	[9.9] 0.390	[46.5] 1.830



SPECIFICATIONS:
 MAX PRESSURE: 500 PSI
 OPERATING TEMPERATURE: -60°C TO 125°C
 COMPATIBLE MEDIA: AIR, NITROGEN, AND OTHER GASES COMPATIBLE WITH BUNA OR VITON

UNLESS OTHERWISE SPECIFIED:				Scanivalve	
DIMENSIONS ARE IN INCHES		DATE	NAME	LIBERTY LAKE, WA	
TOLERANCES:		DRAWN	08-8-18	AA	TITLE: 70MPS CONNECTOR OVERVIEW
TWO PLACE DECIMAL ± .015		CHECKED	08-8-18	RAP	
THREE PLACE DECIMAL ± .005		ENGINEER	8-8-18	AA	
SHEETMETAL PARTS ± .010		VALUED CUSTOMER:			
BEND RADIUS .06 MAX		CUSTOMER APPROVAL: _____ DATE: _____			
ANGULARITY ± 1.5°		SIZE		DWG. NO.	REV
		B		80059	-
DO NOT SCALE DRAWING		CAD: SOLIDWORKS 2017		SCALE: N/A	ERO#: _____ SHEET 1 OF 1