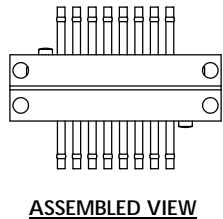
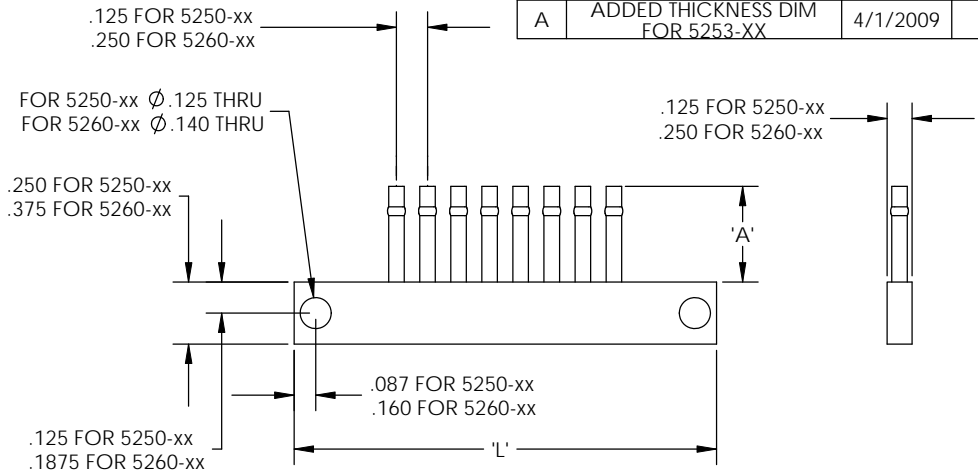
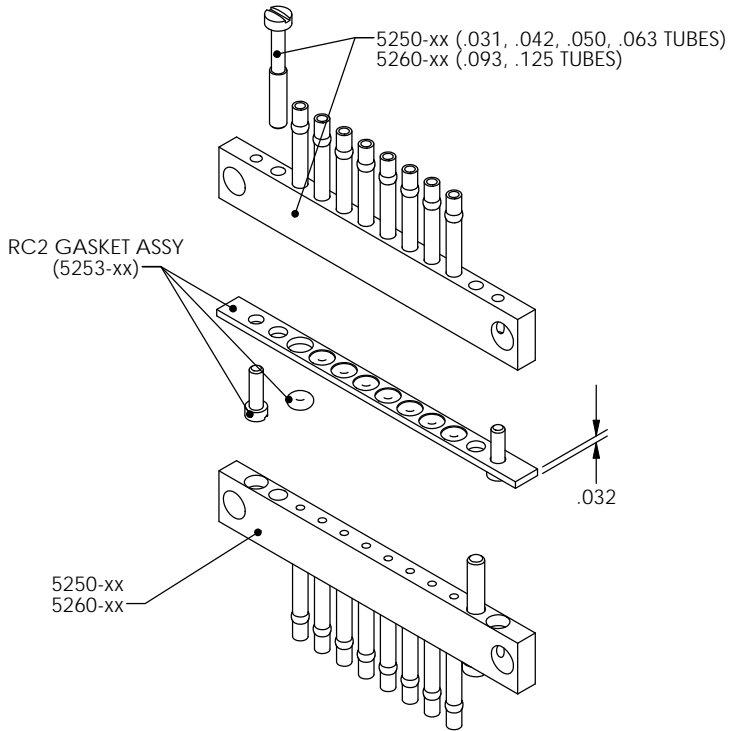
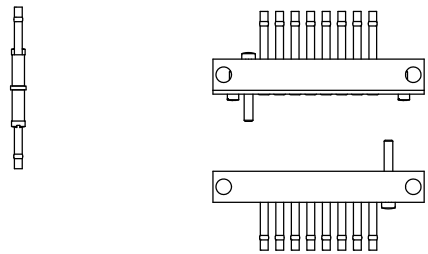


NOTES:

REVISIONS			
REV	DESCRIPTION	DATE	APPROVED
A	ADDED THICKNESS DIM FOR 5253-XX	4/1/2009	BL



ASSEMBLED VIEW



DIS-ASSEMBLED VIEW

-1 RC2 OUTLINE DRAWING
RC27.063-8 (SHOWN)

PART # 5250-xx				
DASH NUMBER	TUBE DIA.	# OF TUBES	'L'	'A'
-1	0.040	8	1.700	0.375
-2	0.040	10	1.950	0.375
-3	0.040	12	2.200	0.375
-4	0.050	8	1.700	0.375
-5	0.050	10	1.950	0.375
-6	0.050	12	2.200	0.375
-7	0.063	8	1.700	0.385
-8	0.063	10	1.950	0.385
-9	0.063	12	2.200	0.385
-11	0.031	8	1.700	0.325
-12	0.031	10	1.950	0.325
-13	0.031	12	2.200	0.325

PART # 5260-xx				
DASH NUMBER	TUBE DIA.	# OF TUBES	'L'	'A'
-1	0.093	8	1.700	0.47
-2	0.093	10	1.950	0.47
-3	0.093	12	2.200	0.47
-4	0.125	8	1.700	0.47
-5	0.125	10	1.950	0.47
-6	0.125	12	2.200	0.47

UNLESS OTHERWISE SPECIFIED:	DATE	NAME	
DIMENSIONS ARE IN INCHES	DRAWN	BCB	
TOLERANCES: TWO PLACE DECIMAL ± .015 THREE PLACE DECIMAL ± .005 SHEETMETAL PARTS ± .010	CHECKED	AE	
ENGINEER	10-23-06	AP	TITLE: RC2 OUTLINE DRAWING
VALUED CUSTOMER:			SIZE B
CUSTOMER APPROVAL:	DATE:		DWG. NO. 81170
DO NOT SCALE DRAWING	CAD: SOLIDWORKS 2009	SCALE: 2:1	REV A
		ERO#:	SHEET 1 OF 1